


---

---




---














---

---




This image shows a vertical stack of 20 horizontal gray bars, each intended for a line of text. The bars are separated by small white gaps. At the top and bottom of the entire stack, there are thin black horizontal lines that act as a header and footer, respectively.



---

---



This image shows a vertical stack of 20 horizontal gray bars, which are commonly used in document templates to represent lines of text. The bars are evenly spaced and extend across most of the page width. Above the top bar and below the bottom bar are thin black horizontal lines, likely representing the top and bottom margins of the page.

---

---

This image shows a vertical stack of 20 horizontal gray bars, which serve as a template for text lines. The bars are evenly spaced and extend across most of the page width. Above the top bar and below the bottom bar are thin black horizontal lines, likely representing the top and bottom margins of the page. The bars are intended to be replaced by text in a document.

---

---




---

---

---

---


---



This image shows a vertical stack of 20 horizontal gray bars, which are commonly used in document templates to represent lines of text. The bars are evenly spaced and extend across most of the page width. Above the top bar and below the bottom bar are thin black horizontal lines, likely representing the top and bottom margins of the page.

---


---



This image shows a vertical stack of 20 horizontal gray bars, which are commonly used in document templates to represent lines of text. The bars are evenly spaced and extend across most of the page width. Above the top bar and below the bottom bar are thin black horizontal lines, likely representing the top and bottom margins of the page.

---

---



This image shows a vertical stack of 20 horizontal gray bars, which are commonly used in document templates to represent lines of text. The bars are evenly spaced and extend across most of the page width. Above the top bar and below the bottom bar are thin black horizontal lines, likely representing the top and bottom margins of the page.

---

---

[Redacted]

[Redacted]

[Redacted]

[Redacted]

[Redacted]

[Redacted]

[Redacted]


[Redacted]

[Redacted]

[Redacted]


[Redacted]





---

---



This image shows a vertical stack of 20 horizontal gray bars, which are commonly used in document templates to represent lines of text. The bars are evenly spaced and extend across most of the page width. Above the top bar and below the bottom bar are thin black horizontal lines, likely representing the top and bottom margins of the page.

---

---

This image shows a vertical stack of 20 horizontal gray bars, which are commonly used in document templates to represent lines of text. The bars are evenly spaced and extend across most of the page width. Above the top bar and below the bottom bar are thin black horizontal lines, likely representing the top and bottom margins of the page.

---

---

[REDACTED]

[REDACTED]

[REDACTED]


[REDACTED]

[REDACTED]

[REDACTED]

---

---



This image shows a vertical stack of 20 horizontal gray bars, which are commonly used in document templates to represent lines of text. The bars are evenly spaced and extend across most of the page width. Above the top bar and below the bottom bar are thin black horizontal lines, likely representing the top and bottom margins of the page.

---

---

This image shows a vertical stack of 20 horizontal gray bars, which serve as a template for text lines. The bars are evenly spaced and extend across most of the page width. Above the top bar and below the bottom bar are thin black horizontal lines, likely representing the top and bottom margins of the page.


---

---

This image shows a vertical stack of 20 horizontal gray bars, which are commonly used in document templates to represent lines of text. The bars are evenly spaced and extend across most of the page width. Above the top bar and below the bottom bar are thin black horizontal lines, likely representing the top and bottom margins of the page.

---

---




This image shows a vertical stack of 20 horizontal gray bars, which are commonly used in document templates to represent lines of text. The bars are evenly spaced and extend across most of the page width. Above the top bar and below the bottom bar are thin black horizontal lines, likely representing the top and bottom margins of the page.



---


---



This image shows a vertical stack of 20 horizontal gray bars, which are commonly used in document templates to represent lines of text. The bars are evenly spaced and extend across most of the page width. Above the top bar and below the bottom bar are thin black horizontal lines, likely representing the top and bottom margins of the page.

---

---



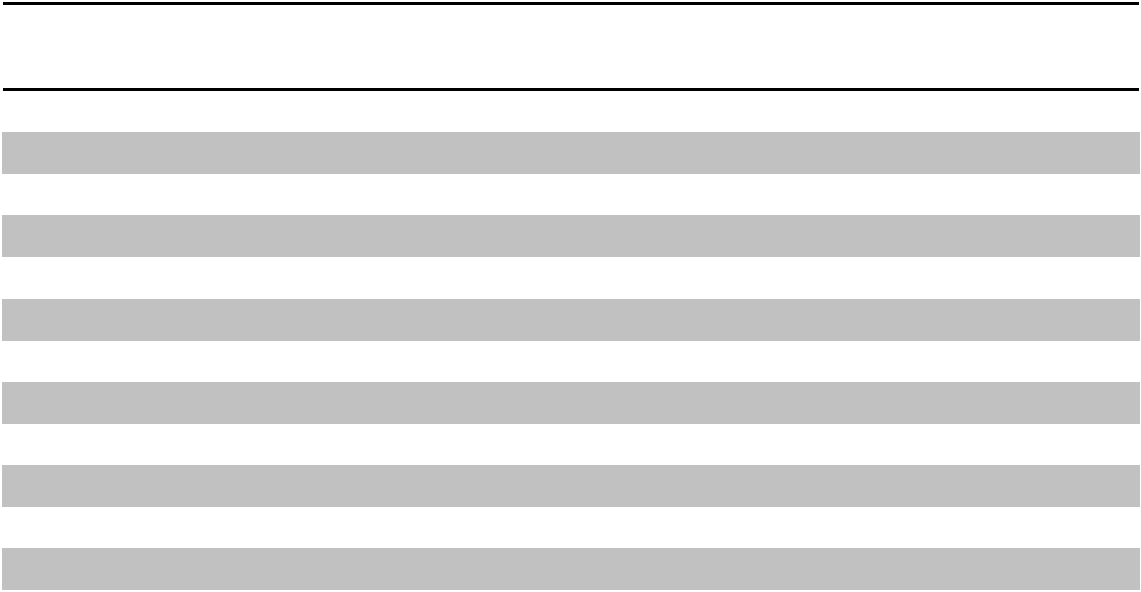
This image shows a vertical stack of 20 horizontal gray bars, which are commonly used in document templates to represent lines of text. The bars are evenly spaced and extend across most of the page width. Above the top bar and below the bottom bar are thin black horizontal lines, likely representing the top and bottom margins of the page.

---

---




This image shows a vertical stack of 20 horizontal gray bars, which are commonly used in document templates to represent lines of text. The bars are evenly spaced and extend across most of the page width. Above the top bar and below the bottom bar are thin black horizontal lines, likely representing the top and bottom margins of the page.



---

---




---

This image shows a vertical stack of 20 horizontal gray bars, which are commonly used in document templates to represent lines of text. The bars are evenly spaced and extend across most of the page width. Above the top bar and below the bottom bar are thin black horizontal lines, likely representing the top and bottom margins of the page.

---

---



This image shows a vertical stack of 20 horizontal gray bars, each intended for a line of text. The bars are separated by small white gaps. At the top and bottom of the entire stack, there are thin black horizontal lines that act as a header and footer, respectively.

---