



陕西科技大学镐京学院

HAOJING COLLEGE OF SHAANXI UNIVERSITY OF SCIENCE & TECHNOLOGY

2020-2021

2004

•

548.16

2010 “

” 2011

2012

“

” 2013

“

”

2014

“

”

2015

“

”

2016

“

”

2017

“

” 2018

“

”

2019

“

”

2020

“

”

“

”

12

22

“

”

“

”

&	10
'	10
	10
	10
	11
	11
	12
	12
	13
	13
	14
	14
	14
	15
	15
	16
	17
	17
'	17
'	17
'	17
'	18
'	18
	19
	19
	19
	19
	19

%

“

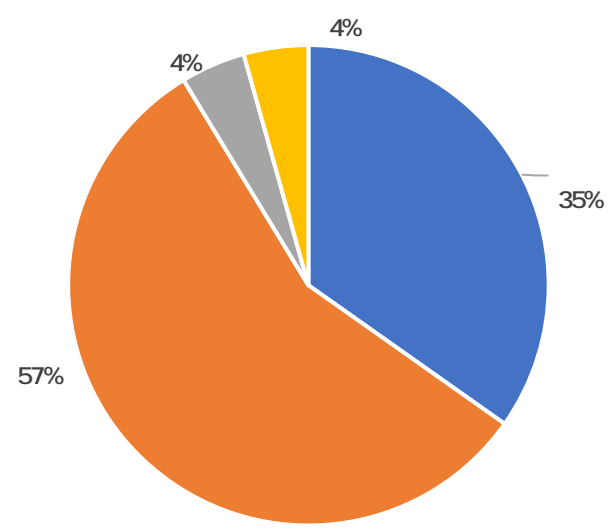
”

&

“ ”

%

13 1 23 4 8



1-1

&
2021

22

1-1

1		
2		
3		
4		
5		
6		
7		
8		
9		
10		
11		
12		

(
2021
)
2021

%

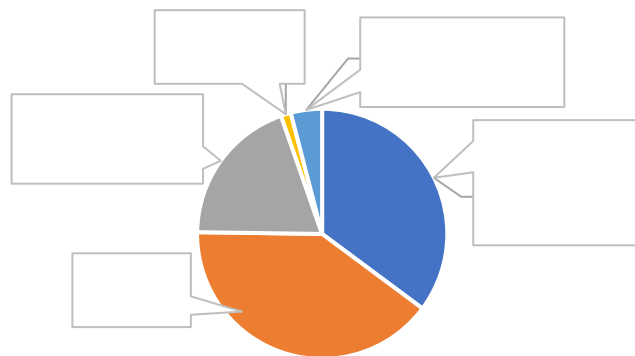
7189

2020

1825

13

&



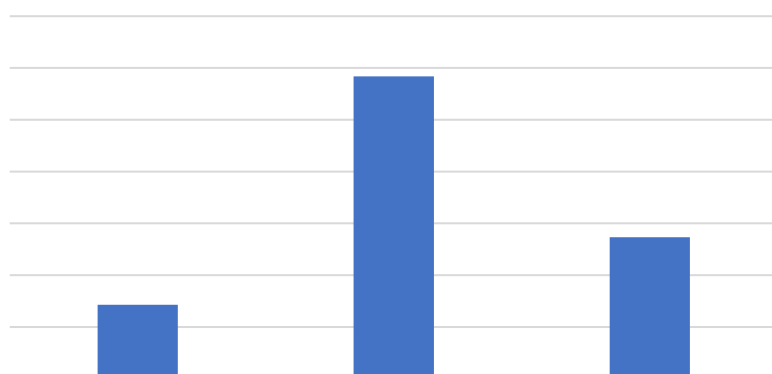
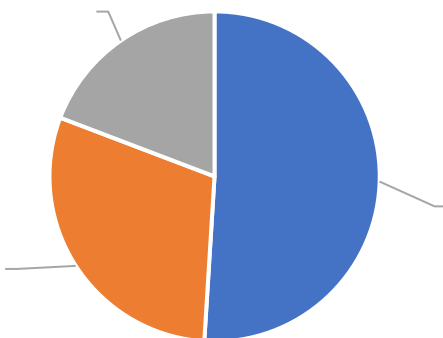
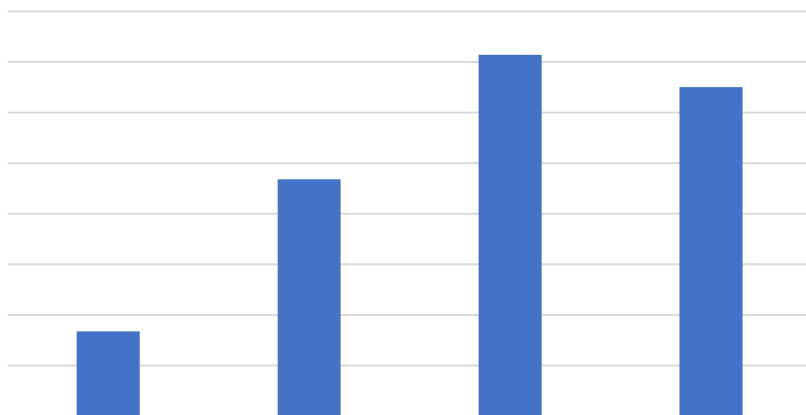
1-2

“ ” “ ”
2020 13
1825 1550

“ ”
” “ ” “

“ ” “ ”
2010

2020
7189 406 17.71 1
31.77%
72.66% 67.49%



548.16

“

”

CNKI 64.1 318231
8 2020
37853

& %

	64.1
	318231
	18862



(2010—2020)

(2010—2020

)

“ ” “ ” “ ”

“ ” “ ”

1486

2012

30%

3

%

()

2020

80%

100%

&

()

3-1

!%

	CAD	
	Photoshop CS 2018	
	Photoshop CS6	

“ ”

2018 1

“

”

()

“

”

“

”

6000

67

98%

2

“ ”

%

() ” 2017 100%
()

“

PDCA

“ - - - - - ”

8

“

”

“

”

.

.

10
 4 200
 88.85%

6-1

				(%)
1			178	89.00%
			8	4.00%
2			184	92.00%
			9	4.50%
3			175	87.50%
			17	8.50%
4			176	88.00%
			12	6.00%
5			181	90.50%
			7	3.50%
6			173	86.50%
			17	8.50%
7	()		172	86.00%
			19	9.50%
8			181	90.50%
			13	6.50%
9			179	89.50%
			6	3.00%
10			178	89.00%
			11	5.50%

			195	
197	392			
2020	1756	1756	100%	1722

2021

46

32

14

2021

8

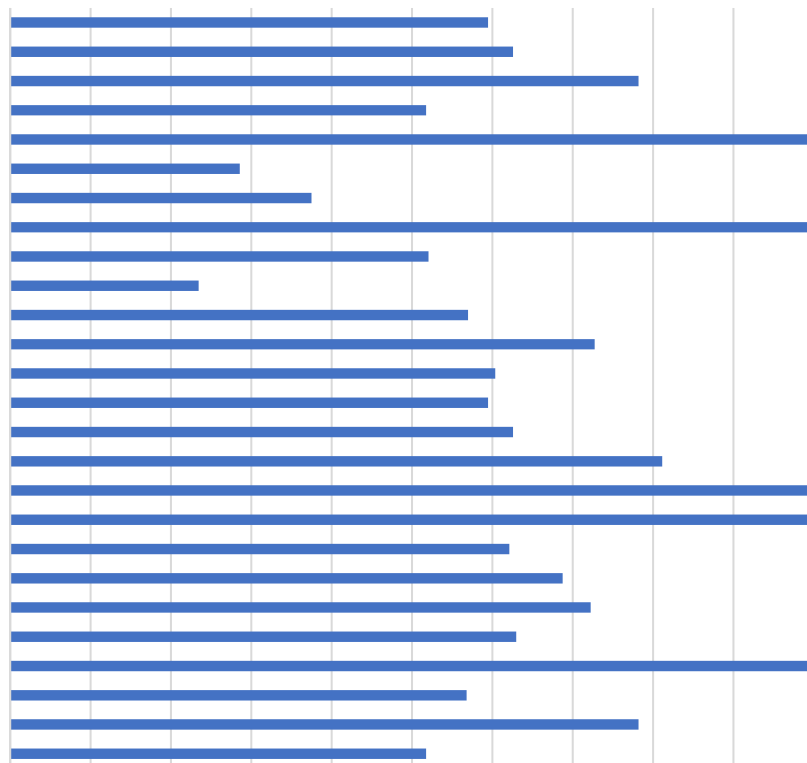
31

2021

89.24%

50%

60%



95.96%

9

.

.

.

•

.

.

.

.

• •

• •

“ ”

23

2020

2020

2021 11 2

2020

2019

		2020	2019	
		940	277	
		1486	929	
		8	1	
		0	0	
		101	232	
		129	134	
		129	134	
		42.37	73.08	
		8.6	10.76	
		4241.15	3844.43	
		0.59	0.54	
		415	413.54	
		64.1	61.7	
		89	86	
		318231	318231	
		10823	800	
()		123358	129358	
		17.15	18.03	
		36922	36922	
		1.41	5.15	
		0.22	0.23	
		84	80	
		71.7	82.3	
		0.01	0.01	
		62.4	62.5	
		0.0086	0.0088	
		1	0	
		0	0	
		0	0	
		2	0	
		0	0	
		0	0	